



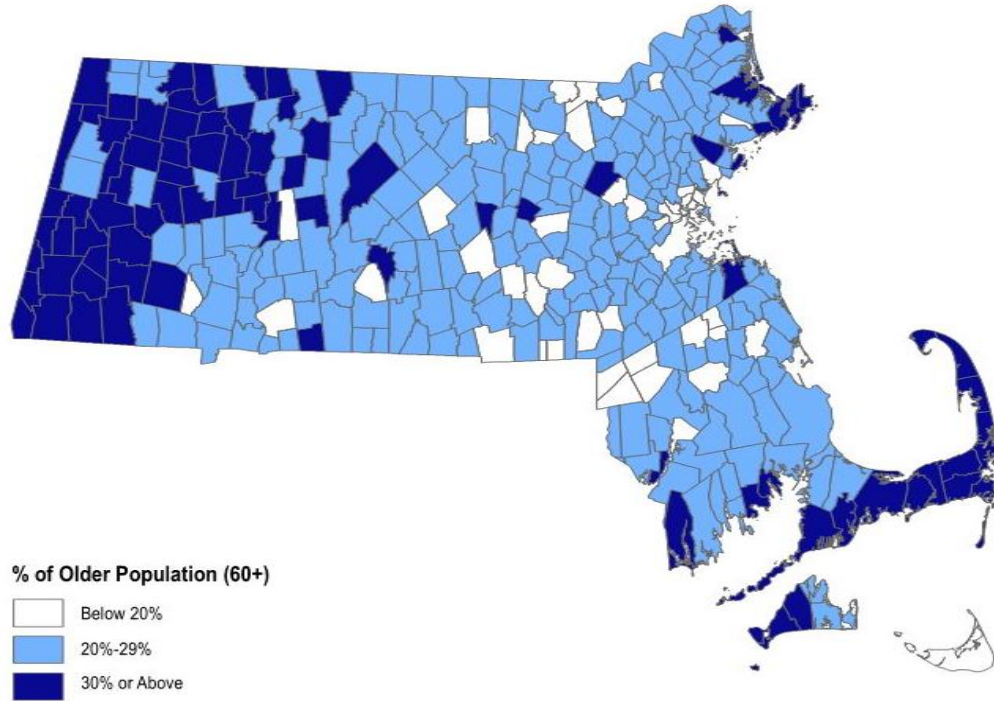
MCOA Regional Meetings

James Fuccione – Senior Director
May 2018

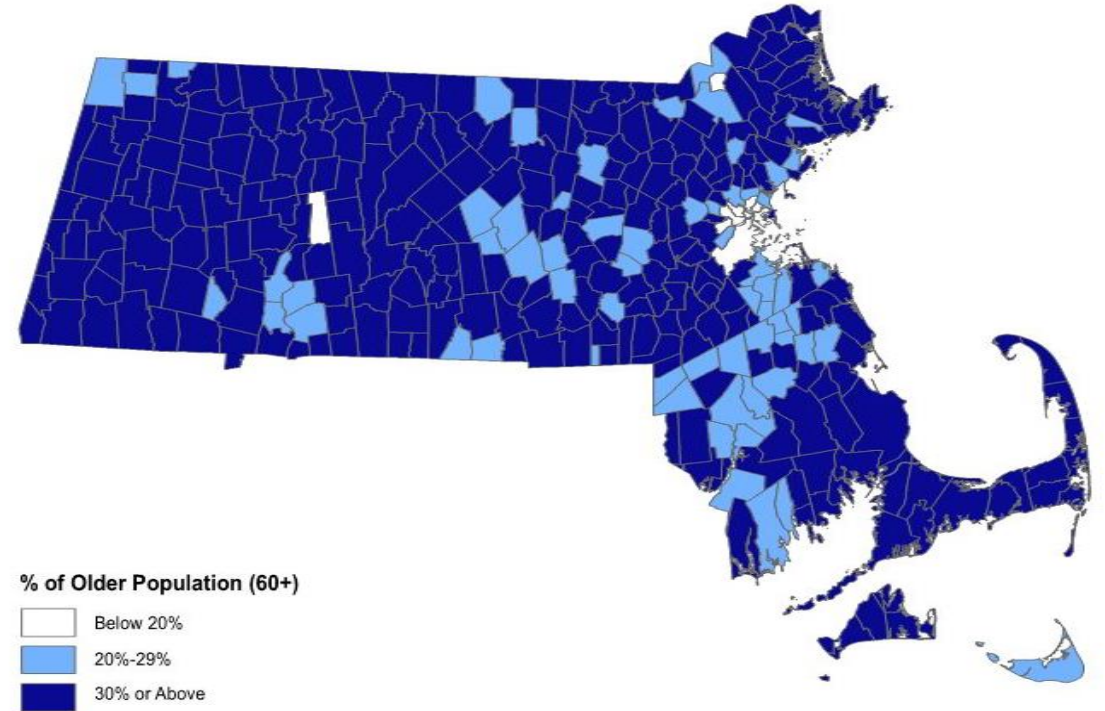
The work of the Massachusetts Healthy Aging Collaborative is supported in part by:



2015



20-year projection



Source: Center for Social & Demographic Research on Aging, Gerontology Institute, UMass Boston.
Based on data from the Donahue Institute, University of Massachusetts

How we got here: Age/Dementia Friendly

International/
National:



WHO Global Network
for Age-friendly Cities
and Communities



Dementia
Friendly
America®

Announced at WH
Conference on Aging



becomes USA affiliate for WHO

2005 to Today

Massachusetts:



+ Healthy Aging



Convener/Steering
Committee

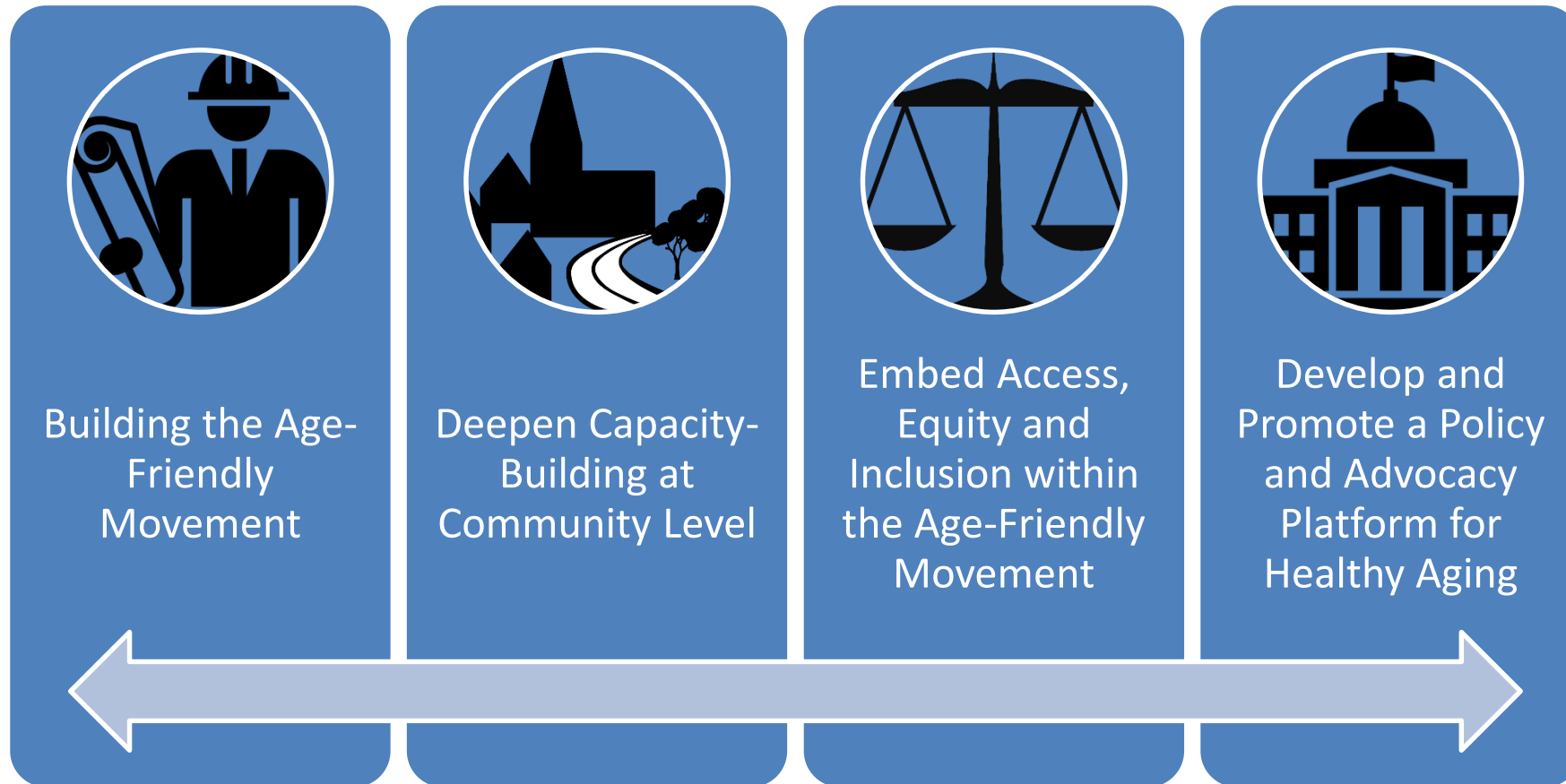


Action Oriented

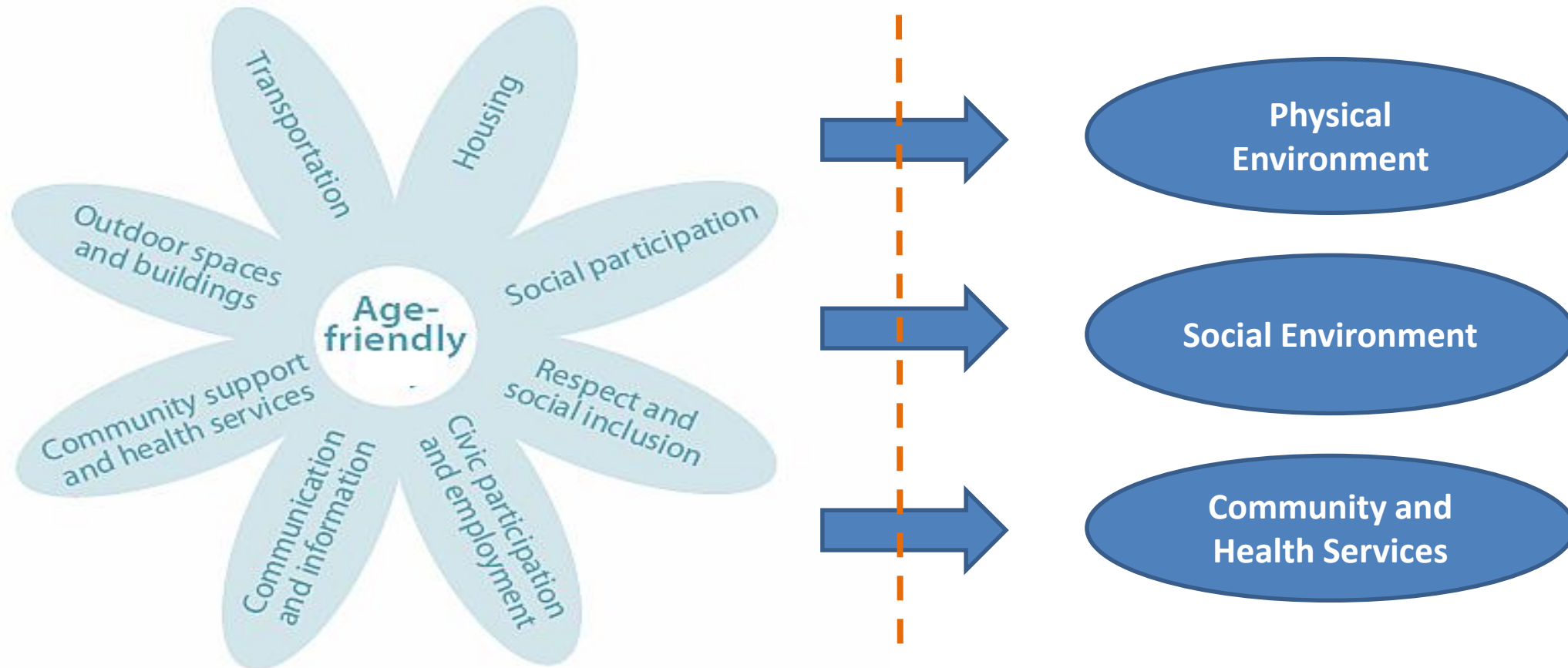


Massachusetts
Councils On Aging
+ Dementia
Friendly
MA

The **Massachusetts Healthy Aging Collaborative** is a network of leaders in community, health and wellness, government, advocacy, research, business, education, and philanthropy who have come together to advance healthy aging.



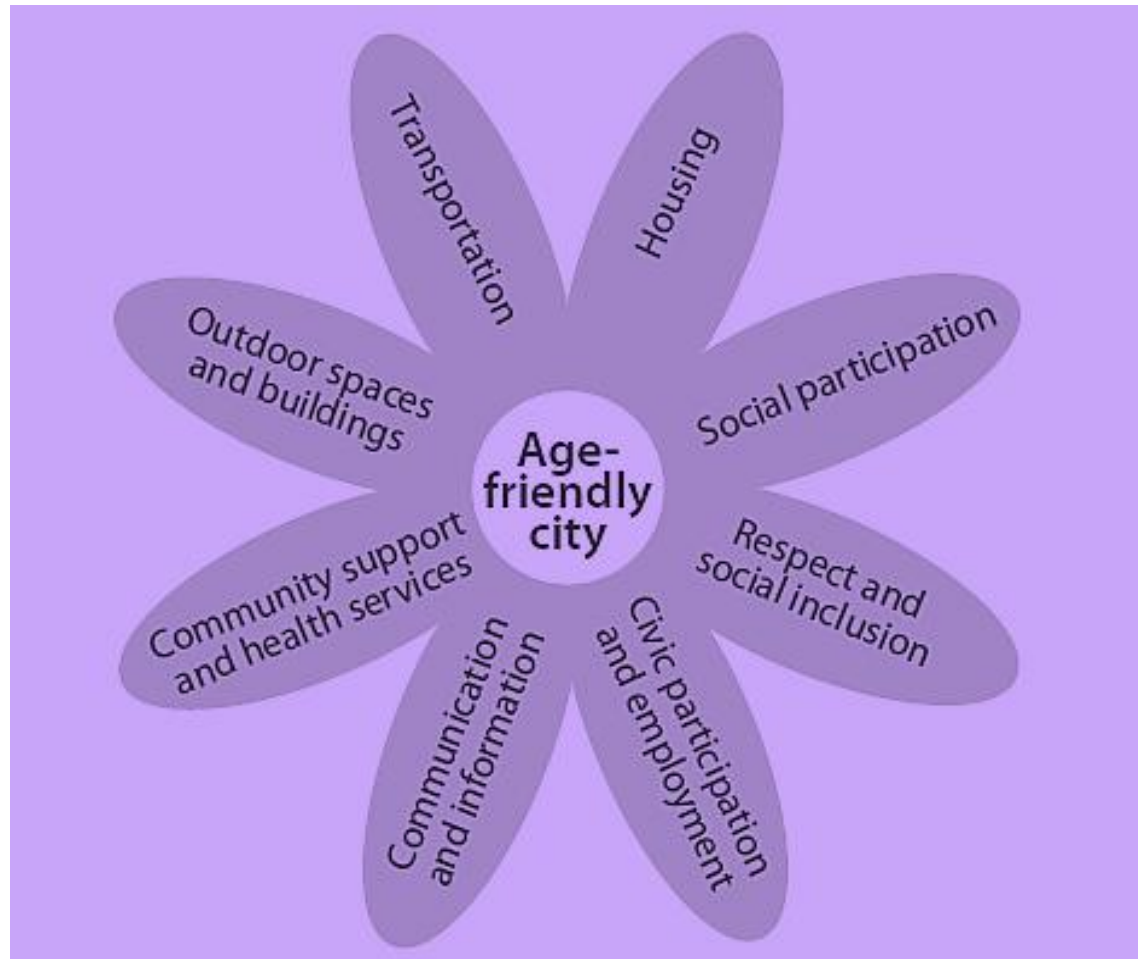
- A **continuous improvement** process (assessment, action planning, implementation) focusing on improving communities in three areas:
 - **Physical environment**
 - **Social Environment**
 - **Community and health services**



Dementia Friendly: Cross-Sector Approach



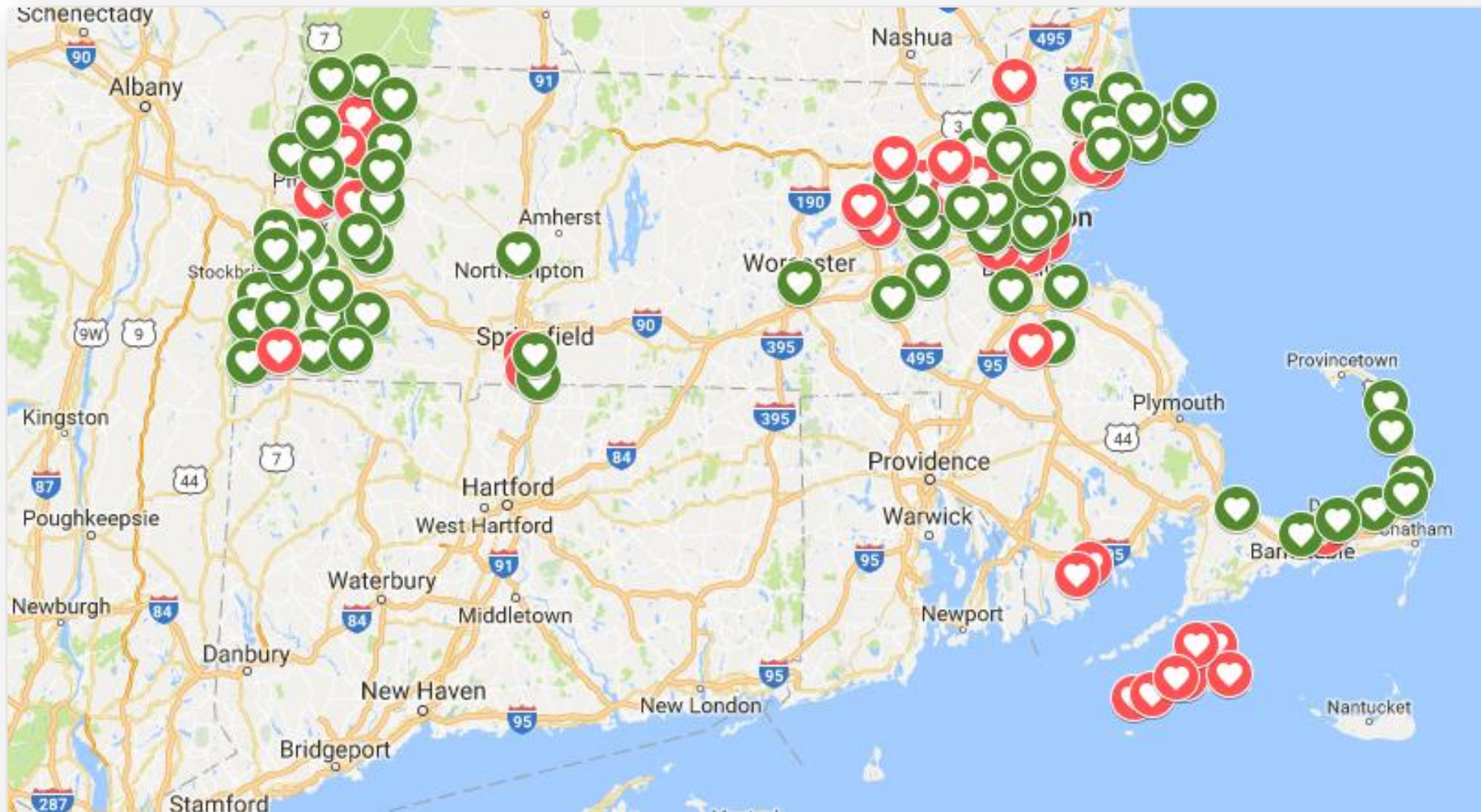
Build capacity of local communities to embark on the Age/Dementia Friendly designation journey



Age-Friendly Community efforts...

- *Include people living with Dementia, caregivers, and service/support providers on task force*
- *A Dementia Friendly advisory group that can focus on raising awareness and working through sectors in coordination with Age-Friendly*

Age-Friendly Communities in MA



*It all starts with **CONVENING**: Active Age- and Dementia Friendly models*

- **Age-Friendly Berkshires:**
 - *Countywide effort began with regional planning agency and private-pay home care company that lead “planning” and “people” sides of the work, respectively.*
 - *All volunteers and volunteer organizations*
- **MAGIC Sub-Region:**
 - *MAPC Coordinator and municipal planners lead regional approach focused on housing and transportation.*
 - *First all-suburban Age-Friendly Region in the country*
- **Age-Friendly Boston:**
 - *City’s Elderly Commission have dedicated staff to convene groups, liaise between city departments and carry out action plan.*
 - *Support came from THPF and UMass Boston*
- **Salem for All Ages:**
 - *Volunteer, retired professor leads “people” side of the work with support from Mayor’s office and local volunteers/volunteer orgs*
 - *Support from UMass Boston*

- Accounting
- Animal Control
- Assessing Department & Board of Assessors
- Board of Selectmen
- Capital Projects & Facilities Management
- Conservation Commission
- Community & Economic Development
- Council on Aging
- Cultural Council
- Finance Division
- Fire
- Health Department
- Human Resources
- Human Services
- Inspectional Services
- Library
- Licensing
- Parks, Recreation & Cultural Affairs
- Planning Board
- Police
- Public Schools
- Public Works
- Purchasing
- Retirement Board
- Technology Services
- Town Clerk
- Town Manager
- Treasurer / Collector
- Veterans Services
- Zoning Board of Appeals

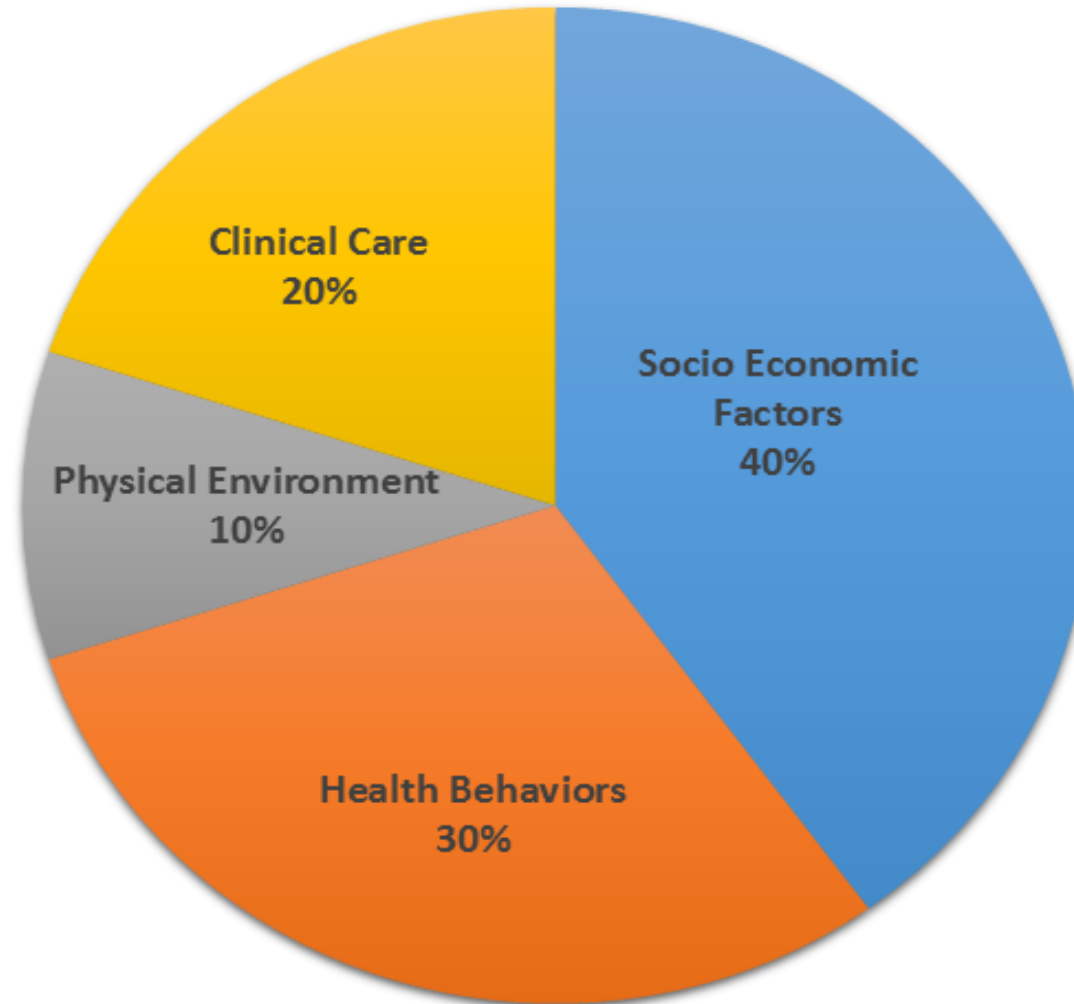
Focus on linking **Social Determinants of Health**

Economic Stability	Neighborhood and Physical Environment	Education	Food	Community and Social Context	Health Care System
Employment	Housing	Literacy	Hunger	Social integration	Health coverage
Income	Transportation	Language	Access to healthy options	Support systems	Provider availability
Expenses	Safety	Early childhood education		Community engagement	Provider linguistic and cultural competency
Debt	Parks	Vocational training		Discrimination	Quality of care
Medical bills	Playgrounds	Higher education			
Support	Walkability				

Health Outcomes

Mortality, Morbidity, Life Expectancy, Health Care Expenditures, Health Status, Functional Limitations

What Determines Population Health?



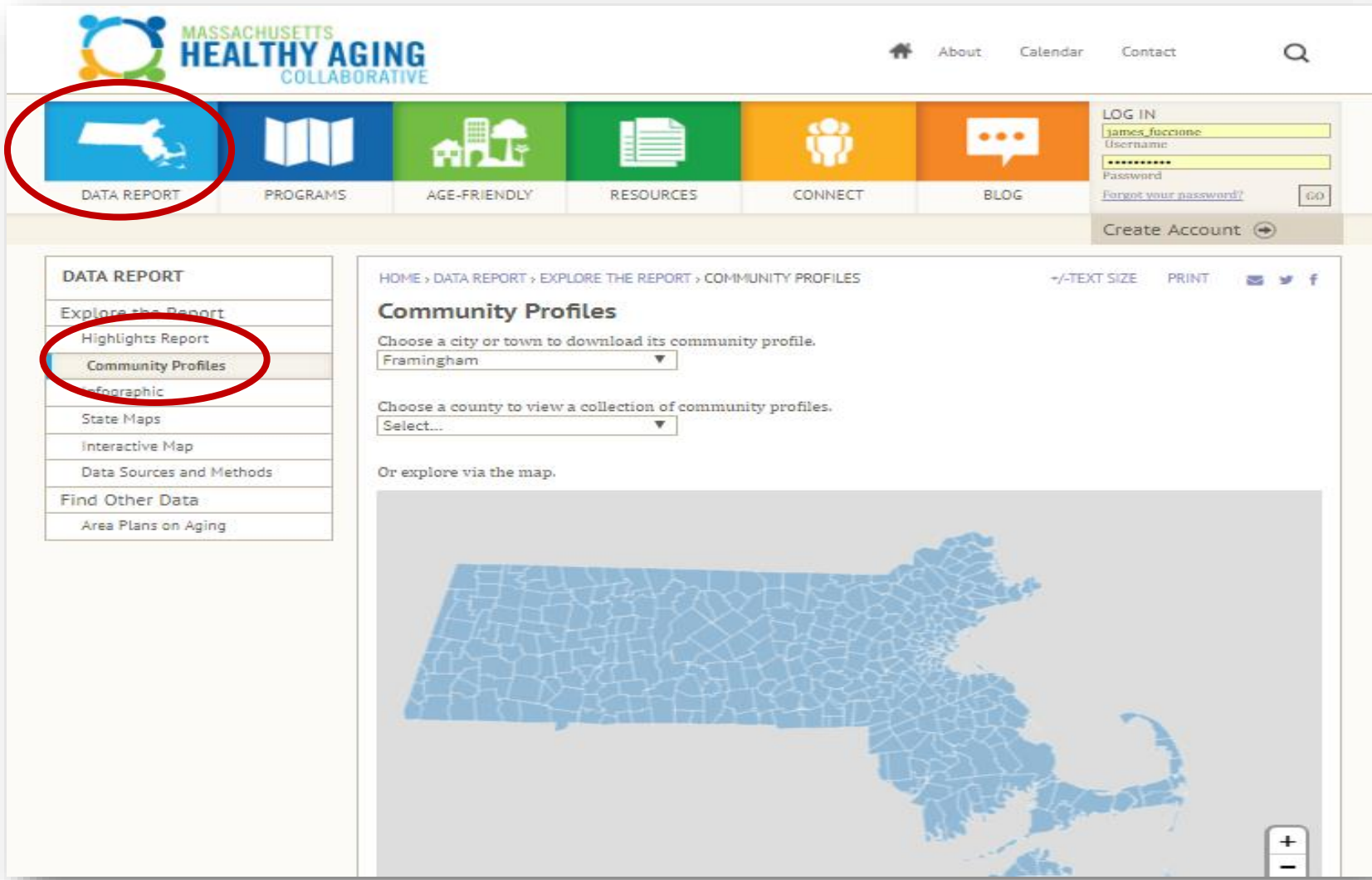
Source: Countyhealthrankings.org



- Governor announced that Massachusetts has been designated by the AARP as only the second state in the country to join that organization's Age-Friendly Network.
- This designation commits our state to a continued path of progress in making Massachusetts more livable and welcoming for older adults and people of *all* ages.



Massachusetts Municipal Association
MMA BEST PRACTICES SERIES
*Recommendations for Effective Local Government Administration and
Management from MMA Policy Committees*



The screenshot shows the website's navigation bar with the following items: DATA REPORT (circled in red), PROGRAMS, AGE-FRIENDLY, RESOURCES, CONNECT, and BLOG. On the right side of the navigation bar, there is a 'LOG IN' section with fields for Username (james_fucione) and Password, a 'Forgot your password?' link, and a 'GO' button. Below the navigation bar is a 'Create Account' button with a right-pointing arrow.

The main content area is titled 'Community Profiles' and includes a breadcrumb trail: HOME > DATA REPORT > EXPLORE THE REPORT > COMMUNITY PROFILES. There are links for 'TEXT SIZE', 'PRINT', and social media icons for email, Twitter, and Facebook.

The 'Community Profiles' section contains the following text and form elements:

- Choose a city or town to download its community profile. Framingham
- Choose a county to view a collection of community profiles. Select...
- Or explore via the map.

A map of Massachusetts is displayed below the text, showing the state's outline with a grid of community boundaries. A zoom control with '+' and '-' buttons is located in the bottom right corner of the map area.

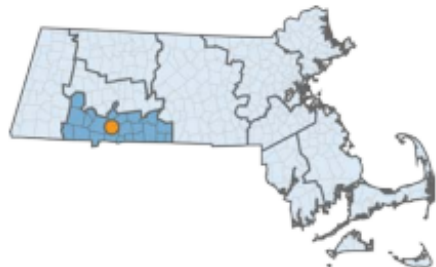
On the left side of the main content area, there is a 'DATA REPORT' sidebar menu with the following items: Explore the Report, Highlights Report (circled in red), Community Profiles (circled in red), Demographic, State Maps, Interactive Map, Data Sources and Methods, Find Other Data, and Area Plans on Aging.



MASSACHUSETTS HEALTHY AGING COMMUNITY PROFILE

West Springfield (Hampden)








West Springfield is a town in western Massachusetts with 4,175 residents aged 65 or older. Compared to state averages older residents in West Springfield do better on several healthy aging indicators with lower rates of: colon cancer, prostate cancer, hospital stays, emergency room visits, and prescription medication use. The % of adults 65+ living in poverty is less than the state rate. However, older residents of West Springfield do worse on a number of indicators: Alzheimer's disease, stroke, osteoarthritis/rheumatoid arthritis, cataracts, hypothyroidism, BPH, kidney disease, and hip fracture. They are less likely to follow the health promotion behavior of annual physician visits and taking a shingles vaccine. The voter participation and property crime rates are worse than state rates. Community resources to promote healthy aging include: a walking club, a Council on Aging, a Senior Center, an arts & cultural department, and lifelong learning opportunities.



POPULATION CHARACTERISTICS

	COMMUNITY ESTIMATE	STATE ESTIMATE
Total population all ages	28,391	6,547,629
Population 60 years or older as % of total population	21.3%	19.2%
Total population 60 years or older	6,031	1,249,723
Population 65 years or older as % of total population	14.7%	13.7%
Total population 65 years or older	4,175	891,303
% 65-74 years	44.3%	49.8%
% 75-84 years	42.5%	34.3%
% 85 years or older	13.2%	15.8%
Gender (65+ population)		
% female	59.8%	58.5%
Race/Ethnicity (65+ population)		
% White	87.6%	84.5%



 DATA REPORT	 PROGRAMS	 AGE-FRIENDLY	 RESOURCES	 CONNECT	 NEWS	LOG IN <input type="text" value="james_fuccione"/> Username <input type="password" value="....."/> Password Forgot your password? <input type="button" value="GO"/> Create Account 
--	---	--	--	--	---	--



What we have and what we need

Read this new report on programs, services, and supports for people over 65 years old and those living with dementia and their caregivers.

[Learn More >](#)



DATA REPORT

[HIGHLIGHTS REPORT](#) [DATA REPORT INFOGRAPHIC](#)

NEWS

MA OFFICIALLY WELCOMED TO AARP NETWORK OF AGE-FRIENDLY STATES

CONNECT

 [NEWSLETTER](#)
Sign up for our newsletter from the

Thank You!

- James Fuccione:
James.Fuccione@mahealthyaging.org
 - 617-717-9493



Executive Office
Of Elder Affairs

